




EAST WOODHAY VILLAGE HALL

FLOWER SHOW



Schedule of the show to be held at
EAST WOODHAY VILLAGE HALL, RG20 0AP

SATURDAY 21st AUGUST 2021

AT 2.00 PM

ADULTS £1

CHILDREN FREE

Tea and Refreshments may be obtained at the Show

Auction to be held after the Show at approx. 4.15pm

Followed by the Raffle draw

CHAIRMAN

Mrs J. Powell

HON. TREASURER

Mrs S. Taylor

SECRETARY

Mrs D. Brindley
01635 278435

PROCEEDS IN AID OF THE VILLAGE HALL

CUPS & TROPHIES

All Cups & Trophies to be held for ONE YEAR
and to be returned 4 WEEKS prior to the Show

THE HAYES CHALLENGE CUP

Presented by the late Lt. Col. W J Pearce to the
Exhibitor with the most points in sections A & B

THE ARTHUR CURNICK CUP

To the exhibitor gaining most points in section A

THE CORONATION CUP

To the exhibitor gaining most points in section B,
other than the winner of the Hayes Cup

THE JOHN PARTRIDGE MEMORIAL CUP

For the runner-up in section B

THE LADIES CHALLENGE CUP

To the exhibitor with the most points in section C, 60-81 inc

THE SAMPSON CUP

For the runner-up in section C, 60 – 81 inc.

THE CARDEN CHALLENGE CUP

To the child gaining most points in the age group 13 – 6 years

THE CECIL TATE MEMORIAL CUP

To the child gaining most points in the age group 9 – 12 years

THE BARBER CUP

To the child gaining most points in the age group 5 – 8 years

THE CHAIRMANS CUP

To the child gaining most points in the age group under 5

THE CANON STEPHENSON CUP

For the best vase of Roses (HT) in section B. Previous years winner ineligible

THE ELLEN WEBB CHALLENGE CUP

For the best vase of Flowers in section B

THE GEORGE TILLING MEMORIAL CUP

For the best vase of Dahlias in section B

THE FLORAL CUP

To the exhibitor gaining most points in classes 82 – 90

THE FREDERICK MARSH CUP

For the best Amateur photograph overall

THE BILL JAMES CUP

For the most points in the Begonia class

THE TOM TRICE MEMORIAL CUP

For the best carrots in the show

THE WALT HILLS MEMORIAL CUP

For the best runner beans in show

THE MRS R THOMAS CUP

Awarded for an exhibitor in the floral arrangement classes, to a Parishioner who has not won a cup before

THE JANE WELLS CUP

Awarded for class 97, Childs arrangement

PRIZES

1st Prize - £1 2nd Prize – 75p 3rd – 50p

RULES

1. All exhibits to section A & B must have been grown by exhibitor in their own garden or allotment.
2. No exhibitor to have more than one entry in any one class.
3. The entry form must be filled in & sent to either Mrs J. Powell, 4 Copner or Jean Partridge, 1 Heath End with entrance money, 20p per exhibit, by 8pm Saturday 14th August 2021.
Any entry accepted by the Secretary after this date will be charged 50p per entry. No entries will be accepted after Wednesday 18th August.
4. Exhibits may be brought to the show from 8am on the day of the show and must be staged by 10.45am when the hall will be cleared for judging. Exhibits may also be staged on Friday 20th August from 7.30pm to 9.00pm.
5. The committee will not be responsible for any loss or damage to any exhibit during the show but all ordinary care will be taken of them.
6. All points in dispute must be submitted to the committee before 4pm on the day of the show.
7. Exhibits must not be removed until after 4pm.
8. No article to be entered that has previously been shown.
9. All exhibits to be strictly to size where stated.
10. Cups will be presented after 3pm
11. Prize money to be collected AFTER 3.30pm and BEFORE 5.00pm at the village hall. Prize money not collected will be put into show funds.
12. All exhibitors must provide own vases.

If in any doubt on how to show your exhibits, please do not hesitate to phone a committee member

SECTION 'A' OPEN

1. COLLECTION OF VEGETABLES – 3 kinds from the following:-
Carrots (3) Cauliflower (2) Onions (3) Peas (6)
Potatoes (3) Runner Beans (6) Tomatoes (6)
To be displayed in an area 18" x 24"
Each vegetable to be judged out of **20 points**
2. Runner Beans (5)
3. Dish of Tomatoes, not Cherry (5)
4. Dish of Cherry Tomatoes, (under 1½" diameter) (5)
5. Peas (5 pods)
6. Potatoes (5 coloured)
7. Potatoes (5 white)
8. Carrots (3 long pointed)
9. Carrots (3 stump rooted)
10. Longest Runner Bean
11. Shallots (5)
12. Pickling Shallots (9) (under 30mm / 1³/₁₆" diameter)
13. French or Dwarf Beans (5)
14. Onions (3)
15. Onions (3) (To pass through 3½" diameter ring)
16. Onions grown from sets (3)
17. Beetroot (3)
18. Lettuce (2)
19. Any misshaped vegetable (1)
20. Pair of Marrows (under 15" long - guide size)
21. Courgettes (3) (4" – 8" or if round approx. 3" diameter)
22. Dish of Dessert Apples (5)
23. Dish of Cooking Apples (5)
24. Pair of Cucumbers
25. Any other vegetable other than above
26. Collection of vegetables, 5 distinct kinds, 1 of each
Tray or Space not more than 2ft x 2ft
27. Dish of Fruit , any one kind (min 5)
28. Dish of Fruit, not less than 3 kinds, (min 5)

SECTION 'B' OPEN

29. 3 vases of Dahlias. 3 blooms per vase.
One distinct variety in each vase
30. Vase of giant or large flowered Dahlia 1 bloom
31. Vase of medium Dahlia, Cactus / semi-Cactus / decorative
3 blooms, 1 cultivar. Not over 8"
32. Vase of small Cactus &/or semi-Cactus Dahlia
3 blooms. Not over 6"
33. Vase of small, decorative Dahlia. 3 blooms
34. Vase of miniature or small ball Dahlia. 3 blooms Not over 4"
35. Vase of Pom-pom Dahlia. 5 blooms Under 2"
36. Vase of Collerette Dahlia. 3 blooms
37. Vase of Dahlia. 3 blooms. Any cultivar or cultivars
38. 1 specimen bloom Dahlia. Any cultivar.
39. Vase of Sweet Peas. 7 stems
40. Vase of disbudded Chrysanthemum. 3 bloom
41. Vase of spray Chrysanthemum. 3 stems.
42. Vase of HT Roses. 5 blooms.
43. Vase of Floribunda Roses. 3 stems
44. 1 specimen Rose in a vase
45. Vase of Zinnia. 5 blooms
46. Vase of Gladioli. 3 spikes
47. 1 specimen spike Gladioli
48. Aster. 5 bloom
49. Vase of cut flowers, other than above, 1 variety.
50. Annuals in a Jam Jar
51. Pansy or Viola. 5 blooms
52. 1 specimen Plant of double tuberous Begonia, named or un-named
53. 1 Pot Plant, Floral, max. 9" pot – internal diameter.
54. 1 Pot Plant, Foliage only, max. 9" pot – internal diameter.
55. 1 Pot Plant, Floral. , max. 5" pot – internal diameter
56. 1 Pot Plant, Foliage only, , max. 5" pot – internal diameter
57. Collection of 3 different cut Herbs in a container
58. Vase of Flowers, maximum 10 stems, 2 or more varieties
59. Planted container, maximum 18" internal diameter.

SECTION 'C' OPEN

Please note ALL exhibit cards MUST be fixed to ALL EXHIBITS
and ALL FOOD MUST be covered with CLEAR FILM

- 60. 1 pot Jam, Soft Fruit.
- 61. 1 pot Jam, Stoned Fruit
- 62. 1 pot Marmalade, orange
- 63. 1 pot Jelly
- 64. 1 pot Chutney
- 65. 1 pot Lemon Curd - 2021

All of the above classes to be in plain glass jars, covered with waxed disc and labelled with name of fruit.

- 66. Victoria Sandwich with Raspberry Jam filling, no topping
- 67. Lemon Drizzle Cake.
- 68. Semi-rich Fruit Cake. (recipe as Schedule) **7" tin**
- 69. Cherry Scones. (5)
- 70. Ruth's Cream Fudge (recipe as Schedule)
- 71. Cranberry & Oat Cookies. (recipe as Schedule)
- 72. Hand Knitted Jumper, Cardigan or sleeved Pullover
- 73. Hand Knitted Aran or Chunky knit garment.
- 74. Childs Hand Knitted garment, chest 24" upwards
- 75. Baby's Hand Knitted garment (man-made fibres)
- 76. A knitted Flower
- 77. Soft Toy, material or knitted. NOT a kit.
- 78. Item of canvas work, to be viewed front only
- 79. Item of embroidery/cross stitch, to be viewed front only
- 80. 3 Greetings Cards each for a different occasion –
any medium, Maximum size A5
- 81. Any handicraft, not knitting, other than above

SECTION 'C' continued

FLORAL ART

82. 3 Gents Buttonholes using different flowers in each
83. 3 Ladies Sprays using different flowers in each
84. Miniature arrangement not to exceed 4" in width, depth & height
85. An arrangement in a Cup & Saucer
86. An exhibit to depict a Medieval Banquet with accessories.
Alcove size W – 29"(74cm) D - 24" (61cm) H - 34"(86cm)
87. An arrangement of just Foliage.
Alcove size W – 29"(74cm) D - 24" (61cm) H - 34"(86cm)
88. An exhibit. Theme - Over the Rainbow
Alcove size W - 29" (74cm) D - 24" (61cm) H - 34" (86cm)
89. An exhibit of foliage, flowers & accessories. Theme – Winter
Alcove size W – 29"(74cm) D - 24" (61cm) H - 34"(86cm)
90. An arrangement in an unusual container

91. 3 coloured photo's. AMATEUR, MAX. 7" X 5", varied subjects.
No captions, mounted on white card, no frames or overlay
92. 1 coloured photo , Theme – 'Water" size & conditions as above
93. 6 eggs with own saucer

Ruth's Cream Fudge *(makes about 30 sweets)*

This is an easy method of making fudge and takes about 20 minutes from start to finish, but you will have to stay with it and stir as it catches very easily. If you do not have a thermometer, drop a little fudge into cold water. If it forms a soft ball between nnger and thumb, grab it off the stove quickly and start beating!

4 oz (100g) unsalted butter

1 x 14oz (400g) tin full-cream sweetened condensed milk

1 lb (450g) demerara sugar

Melt the butter and condensed milk together, add the demerara sugar and cook until the mixture begins to candy. This should be at about 239°F (115°C).

Remove from the heat and beat very well. Pour into a buttered tin and cut into squares before it gets cold.

From Ruth Mott's *Favourite Recipes* © by kind permission of Bertha Bates

SECTION 'D' - CHILDREN'S CLASSES
MUST BE ALL THEIR OWN WORK

Please make sure your age is on your exhibit card.

Please fix all exhibit cards to your exhibits &
cover all food items with clear film

13 -16 years inclusive

- 94. 2 photographs mounted on one white card, No Caption
- 95. 8" Pizza – any topping
- 96. An item made from recyclable material
- 97. Arrangement of flowers with foliage. Maximum size 12" diam.
Cup awarded to winner
- 98. Design & make a Birthday Card. A5 size

9 – 12 years inclusive

- 99. Arrangement in a Jam Jar using Garden Flowers,
name the flowers
- 100. Decorated Cup Cakes (5)
- 101. Make a bracelet for a boy or a girl
- 102. Miniature garden not more than 15" x 12"
- 103. Make a bunch of 5 Paper Flowers

5 – 8 years inclusive

- 104. Miniature garden not more then 15" x 12"
- 105. Animal Face on a paper plate
- 106. Animal made of vegetable and/or fruit
- 107. Animal shaped home-made Biscuits – decorated

Under 5 years

- 108. Edible necklace on a thread
- 109. Foot Prints on a sheet of A4 paper
- 110. Crispy Cakes (5)
- 111. Yogurt pot full of garden flowers

SEMI-RICH FRUIT CAKEIngredients

5oz Margarine
 5oz Caster sugar
 2 Eggs, standard, beaten
 12oz mixed Fruit
 8oz Self-raising Flour & 1 level tsp mixed spice, sieved together
 ¼ pt milk minus 2 tablespoons

METHOD

1. Preheat oven to 300 °F / 150 °C / Gas 2
 Prepare a deep 7in tin by lining with baking paper.
2. Place all ingredients together in mixing bowl, beat with wooden spoon until well mixed (2 – 3 minutes)
3. Place in prepared tin, smooth top with back of wet spoon.
4. Bake in pre-heated oven for 1¾ - 2½ hours.
5. Test before removing from the oven with a warm skewer in middle of cake. If cake is done skewer will come out clean.
6. Leave to cool in tin for 5 minutes. Turn out, remove paper and cool on wire rack.

CRANBERRY & OAT COOKIES

Make 14 large Cookies

Ingredients

150g dried Cranberries	2tbsp Orange Juice
140g salted Butter, cubed	175g Self-raising Flour
100g large rolled Oats	175g light Muscovado Sugar
½ tsp ground Cinnamon	½ tsp Nutmeg
5g Pecans, roughly smashed	1 large Egg
2 large baking trays lined with parchment paper	

METHOD

1. Heat the oven to 180C/Gas4.
 Soak the cranberries in a bowl with the orange juice.
 In a large bowl use your hands to rub the butter into the flour until it resembles breadcrumbs.
2. Add the oats, sugar, spices & nuts and stir to combine
 Make a well in the centre & add the egg, cranberries & orange juice
 Bring together to make a sticky dough.
3. Spoon 14 balls of dough, all the same size, & place well apart on in the baking trays, pressing down to flatten to about 1 cm.
 Bake for 15 – 20 minutes until golden brown, then transfer to a Rack & leave to cool.

The Committee would appreciate any **gifts of exhibits**
for the **Auction** to be held after the Show.
Proceeds for Show Funds

**All exhibits not for sale should be marked
NFS on exhibit card**

PLEASE NOTE – Certain classes have been sponsored and
a full list of Sponsors will be displayed on Show day

ANY PERSON INTERESTED IN BECOMING A
COMMITTEE MEMBER PLEASE COME
ALONG TO THE **AUTUMN SHOW**

OR

**CONTACT A COMMITTEE MEMBER AT THE
FLOWER SHOW**

The Flower Show recommenced after the war in 1952

AUTUMN SHOW

To be held on

THURSDAY 23rd SEPTEMBER 2021

ALL WELCOME

EXHIBITS from 7.30pm. Must be staged by 8pm

1. 1 Vase of Roses (5)
2. 1 Vase of Spray Chrysanthemums (5 stems)
3. 1 Vase of Michaelmas Daises
4. 1 Pot Plant, max. 9in pot
5. 3 Onions
6. 5 Potatoes
7. 5 Apples
8. Exhibit of Autumn Leaves and Berries
9. Vase of Dahlias (5) not Poms
10. Vase of Dahlias (5) Poms

THE ANNUAL GENERAL MEETING

Will commence at 8pm and the Agenda will include

OFFICAL REPORTS

FINANCIAL REPORTS

ELECTION OF COMMITTEE

JUDGES FOR 2022 SHOW